

# MPS

## Medium-to-High Risk Portfolio Growth (Passive)

31.08.2024

# BM

BROOKS MACDONALD

### Objective

The primary objective of the portfolio is to provide capital growth over the longer term. The portfolio provides exposure to capital markets through a diversified range of predominantly passive UK and international investments. Equity exposure is likely to range between 75-95%.

### Key facts

Inception date*	September 2014
No. of holdings (incl. cash)	20
Minimum investment	£20,000
Identifiers	
FE/Citi code	MFFO
Overall portfolio yield**	1.91%

#### Passive funds

This portfolio is designed to provide optimal diversification at low cost. As a result, most of the funds included are passive. The exception is the absolute return sector in which exposure can only be gained efficiently via active funds, in our opinion.

#### Initial charges

In specie transfer†	0.50% + VAT
Cash transfer	0%

#### Ongoing charges (OCF)

Annual management charge (AMC)	0.50%
OCF	0.13%
Transactional & Incidental Charges	0.03%
<b>Total Ongoing Charge</b>	<b>0.66%</b>

#### Other charges

A professional adviser's initial and recurring charge may be added subject to agreement between client and adviser.

Underlying charges may apply which will vary according to the specific assets within the portfolio.

#### Cash rate

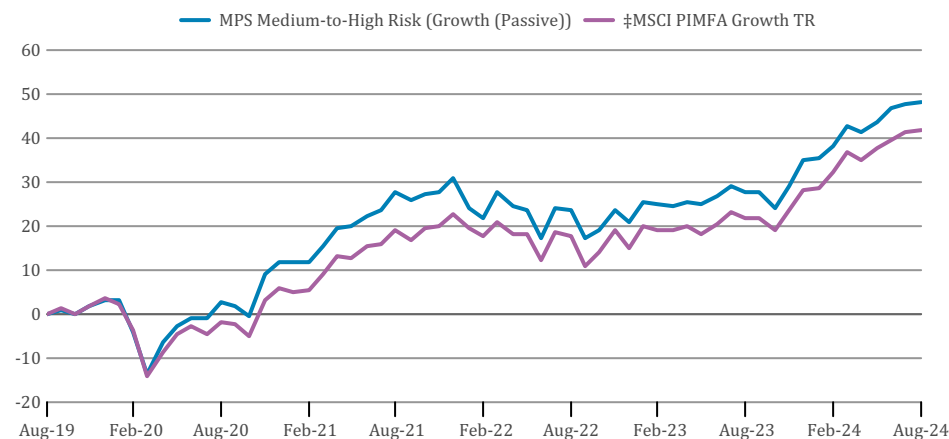
For latest cash rates, please refer to the treasury and cash interest rates on Brooks Macdonald's website.

Please note, interest is paid gross and quarterly. Only interest of £10 and above will be credited to the account.

†No charges apply to internal Brooks Macdonald transfers.

\*\*The yield reflects historic distributions declared over the past twelve months.

### Performance (%)



Discrete 12 month performance to 31 August (%)	2020	2021	2022	2023	2024
MPS Medium-to-High Risk (Growth (Passive))	2.80	24.60	-3.32	3.23	15.97
MSCI PIMFA Growth TR	-1.77	21.63	-1.38	3.42	16.43
Relative performance	4.57	2.97	-1.94	-0.19	-0.45

Cumulative performance to 31.08.2024 (%)	3M	6M	1Y	3Y	5Y	Since inception*
MPS Medium-to-High Risk (Growth (Passive))	2.97	6.96	15.97	15.74	48.26	123.52
MSCI PIMFA Growth TR	2.87	7.08	16.43	18.75	41.87	112.97
Relative performance	0.11	-0.12	-0.45	-3.00	6.38	10.55

All performance figures shown on this factsheet are net of underlying fund charges but gross of Brooks Macdonald's management fees and adviser charges. Deduction of these fees and charges will impact on the performance shown.


# MPS

## Medium-to-High Risk Portfolio


### Growth (Passive)

For more details regarding this portfolio please contact your professional adviser.


#### Brooks Macdonald investment team



**Mark Shields**  
Investment Director,  
Multi-Asset











**Frank Atkins**  
Investment Director,  
Multi-Asset

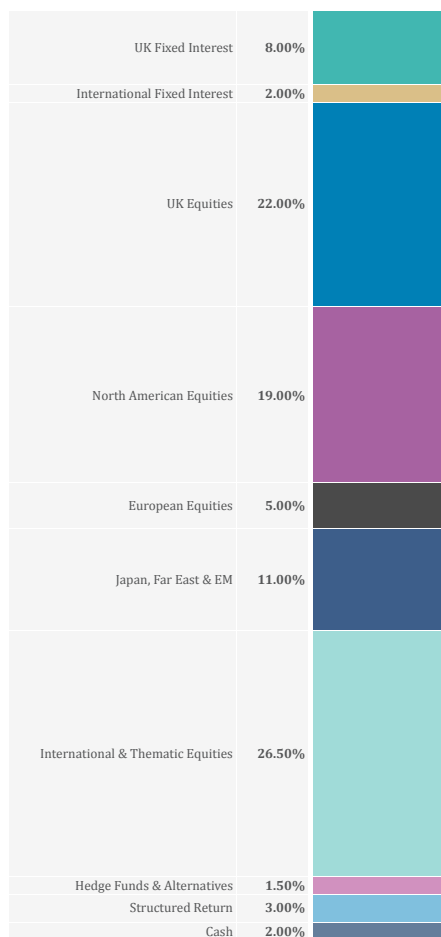


**Alex Chittenden**  
Investment Manager,  
Multi-Asset

#### Ratings and awards

#### Overall sector breakdown



#### Portfolio holdings

Fund	%
L&G Short Dated Sterling Corporate Bond I...	3.00
L&G Sterling Corporate Bond Index	1.00
Royal London Short Duration Gilts	1.00
Vanguard UK Government Bond Index	3.00
L&G Global Inflation Linked Bond Index Fu...	1.00
Vanguard US Government Bond Index	1.00
HSBC FTSE 250 Index	4.00
L&G UK 100 Index Trust	4.00
Vanguard FTSE UK All Share Index	14.00
Fidelity Index US	10.00
Vanguard US Equity Index	9.00
L&G European Index Trust	5.00
L&G Japan Index Trust	5.00
L&G Pacific Index Trust	6.00
Fidelity Index World	16.50
L&G Global Health & Pharmaceuticals Index...	5.00
L&G Global Technology Index Trust	5.00
Fortem Absolute Return Fund	1.50
AHFM Defined Returns	3.00
Cash (£)	2.00

## Important information

Brooks Macdonald is responsible for managing the MPS model portfolio on a discretionary basis in accordance with the stated investment objectives and risk profile for the MPS portfolio. The professional adviser is responsible for advising the client as to the selection of an MPS portfolio and for assessing the suitability of the chosen MPS portfolio for the client on an ongoing basis.

Investors should be aware that the price of investments and the income from them can go down as well as up and that neither is guaranteed. Investors may not get back the amount invested. Past performance is not a reliable indicator of future results. Changes in rates of exchange may have an adverse affect on the value, price or income of an investment. Investors should be aware of the additional risks associated with funds investing in smaller companies.

The information in this document does not constitute advice or a recommendation and you should not make any investment decisions on the basis of it. This document is for the information of the recipient only and should not be reproduced, copied or made available to others. Brooks Macdonald, its subsidiaries and/or their officers, directors and employees may also own and trade in the underlying assets.

All performance figures shown on this factsheet are net of underlying funds' ongoing charges (OCF) but gross of Brooks Macdonald's management fees and adviser charges. Deduction of these fees and charges will impact on the performance shown.

Please note that changes made within each risk portfolio will affect all clients within that profile simultaneously.

‡MSCI makes no express or implied warranties or representations and shall have no liability whatsoever with respect to any MSCI data contained herein. The MSCI data may not be further redistributed or used as a basis for other indexes or any securities or financial products. This report is not approved, endorsed, reviewed or produced by MSCI. None of the MSCI data is intended to constitute investment advice or a recommendation to make (or refrain from making) any kind of investment decision and may not be relied on as such.

© FinaMetrica Pty Ltd. Risk tolerance scores were mapped to the funds' strategic asset allocations as at 30.06.2024. The mappings are only for use by financial advisers licensed to use FinaMetrica's risk profiling system and do not constitute financial advice. Financial advisers must satisfy themselves that the funds' current asset allocations reflect the risk/return expectations of the funds when mapped. Brooks Macdonald does pay FinaMetrica for the mappings in the table however these mappings are calculated independently by FinaMetrica. The stated 'DT risk level' is the risk level attributed to the model portfolio by a third party, Distribution Technology Limited ("DT") following DT's analysis. The stated 'DT risk level' is valid as at the stated date; however, market fluctuations can mean the level of risk in the portfolio might change over time. Brooks Macdonald has not verified the risk level attributed to the model portfolio by DT and makes no warranty as to its accuracy. Accordingly, Brooks Macdonald will not accept any liability arising from any reliance on the stated DT risk level.

This service is provided by Brooks Macdonald Asset Management Limited which is authorised and regulated by the Financial Conduct Authority. Registered in England No 03417519. Registered office: 21 Lombard Street, London, EC3V 9AH.

Brooks Macdonald is a trading name of Brooks Macdonald Group plc used by various companies in the Brooks Macdonald group of companies. Brooks Macdonald Group plc is registered in England No 04402058. Registered office: 21 Lombard Street, London, EC3V 9AH.

More information about the Brooks Macdonald Group can be found at [www.brooksmacdonald.com](http://www.brooksmacdonald.com).